

Scaled data based on original data using  
LM-79-08 Approved Method: Electrical and Photometric Measurements of Solid-  
State Lighting Products

Test Report Prepared for  
Cooper Lighting Solutions  
(formerly Eaton)

Brand: STREETWORKS

Report Number: P598479

Luminaire Tested: **PMM-SA3D-835-U-5WQ**

Issue Date: 5/27/2021

**Test Information**

Test Method: LM-79-08  
Report Number: P598479  
TEST IS SCALED FROM IESNA LM-79-08 TEST DATA (G2-1910-543-4)  
Test Lab: INNOVATIONS CENTER  
Issue Date: 5/27/2021  
Manufacturer: COOPER LIGHTING SOLUTIONS (FORMERLY EATON)  
Product Line: STREETWORKS  
Catalog Number: PMM-SA3D-835-U-5WQ  
Description: MESA POST TOP DECORATIVE LUMINAIRE. (3) LIGHTSQUARES WITH 16 LEDS EACH AND TYPE V WIDE OPTICS.  
Light Source: -  
Ballast/Driver: ELECTRONIC DRIVER

**Summary**

Lumens per Lamp: N/A  
Luminaire Lumens: 17603 lumens  
Efficiency: N/A  
Efficacy: 91.7 lumens/watt  
Luminous Opening: Rectangular (W 1' x L: 1' x H: 0')  
IES Classification: Type V - Short  
BUG Rating: B5 - U0 - G3

Input Watts (W): 192  
Input Voltage (V): NR  
Input Current (Ain): NR  
Voltage Rise (V): NR  
Power Factor: NR  
Total Harmonic Distortion (THDi): NR  
Frequency (hertz): 60  
Stabilization Time: NR  
Operation Time: NR  
Ambient Temperature (°C): NR  
Test Distance: 28.75 FT

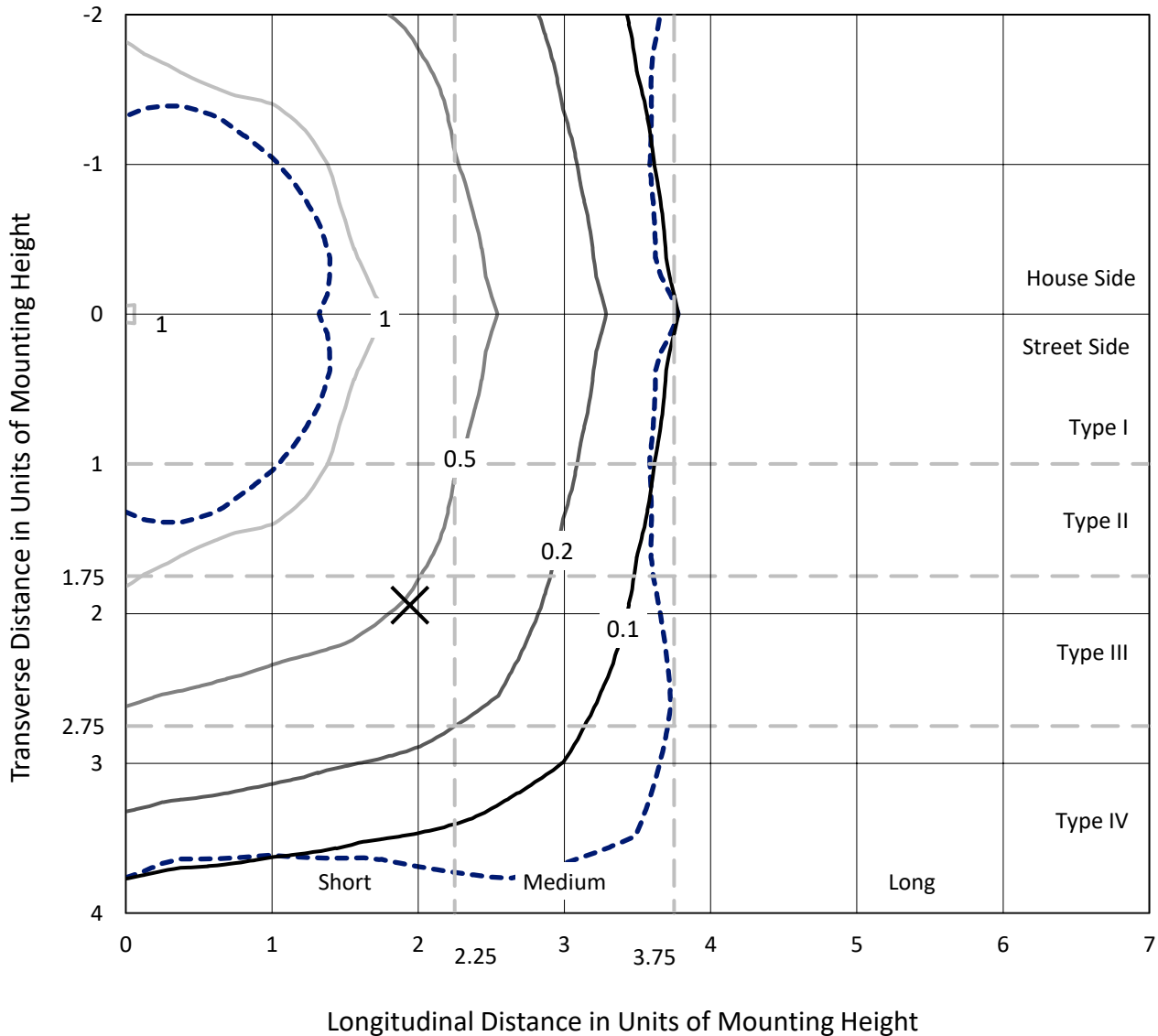


REPORT NUMBER: P598479

CATALOG NUMBER: PMM-SA3D-835-U-5WQ

### Iso-Footcandle Lines of Horizontal Illumination

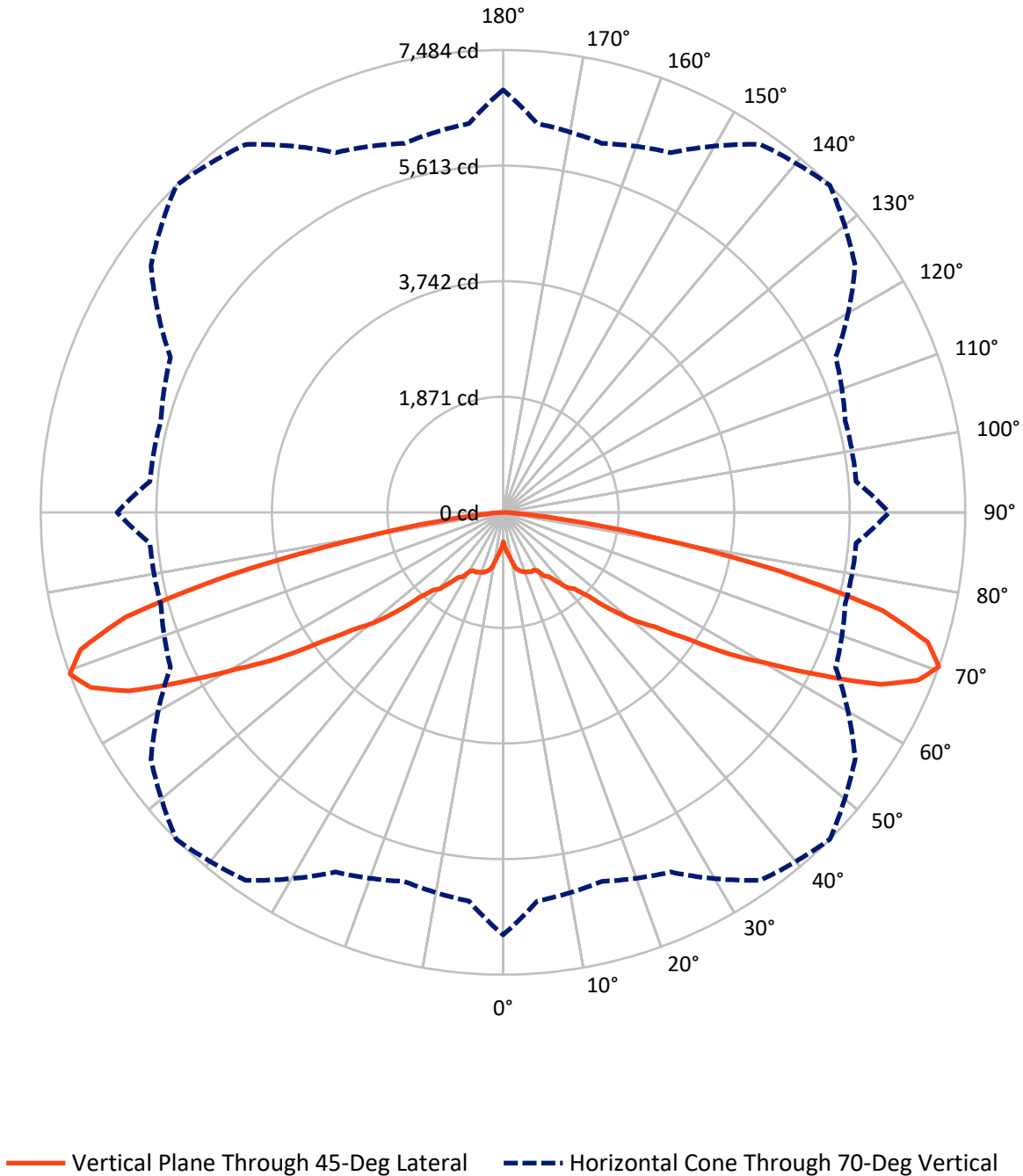
✕ Max cd  
 - - - 1/2 Max cd



Based on 25 foot mounting height. Maximum calculated value = 1.5 fc  
 Type V - Short - N/A

REPORT NUMBER: P598479  
CATALOG NUMBER: PMM-SA3D-835-U-5WQ

### Luminous Intensity Polar Plot



REPORT NUMBER: P598479

CATALOG NUMBER: PMM-SA3D-835-U-5WQ

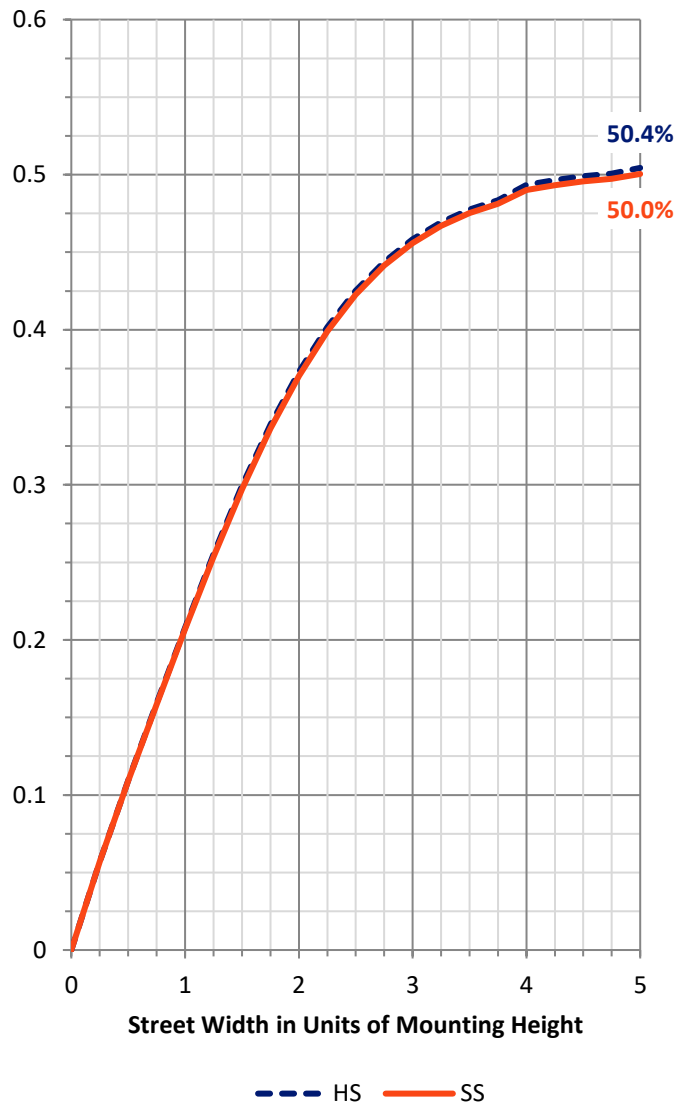
**FLUX DISTRIBUTION:**

		Downward	Upward	Total
<b>House Side</b>	Lumens	8801.5	0.0	8801.5
	% Fixture	50.0	0.0	50.0
<b>Street Side</b>	Lumens	8801.5	0.0	8801.5
	% Fixture	50.0	0.0	50.0
<b>Total</b>	Lumens	17603.0	0.0	17603.0
	% Fixture	100.0	0.0	100.0

**ZONAL LUMENS:**

Zone	Lumens	% Fixture
0°-10°	69.2	0.4
10°-20°	277.1	1.6
20°-30°	523.9	3.0
30°-40°	912.5	5.2
40°-50°	1744.5	9.9
50°-60°	3382.6	19.2
60°-70°	5923.1	33.6
70°-80°	4451.6	25.3
80°-90°	318.5	1.8
90°-100°	0.0	0.0
100°-110°	0.0	0.0
110°-120°	0.0	0.0
120°-130°	0.0	0.0
130°-140°	0.0	0.0
140°-150°	0.0	0.0
150°-160°	0.0	0.0
160°-170°	0.0	0.0
170°-180°	0.0	0.0
0°-90°	17603.0	100.0
0°-180°	17603.0	100.0

**Coefficient of Utilization**



REPORT NUMBER: P598479

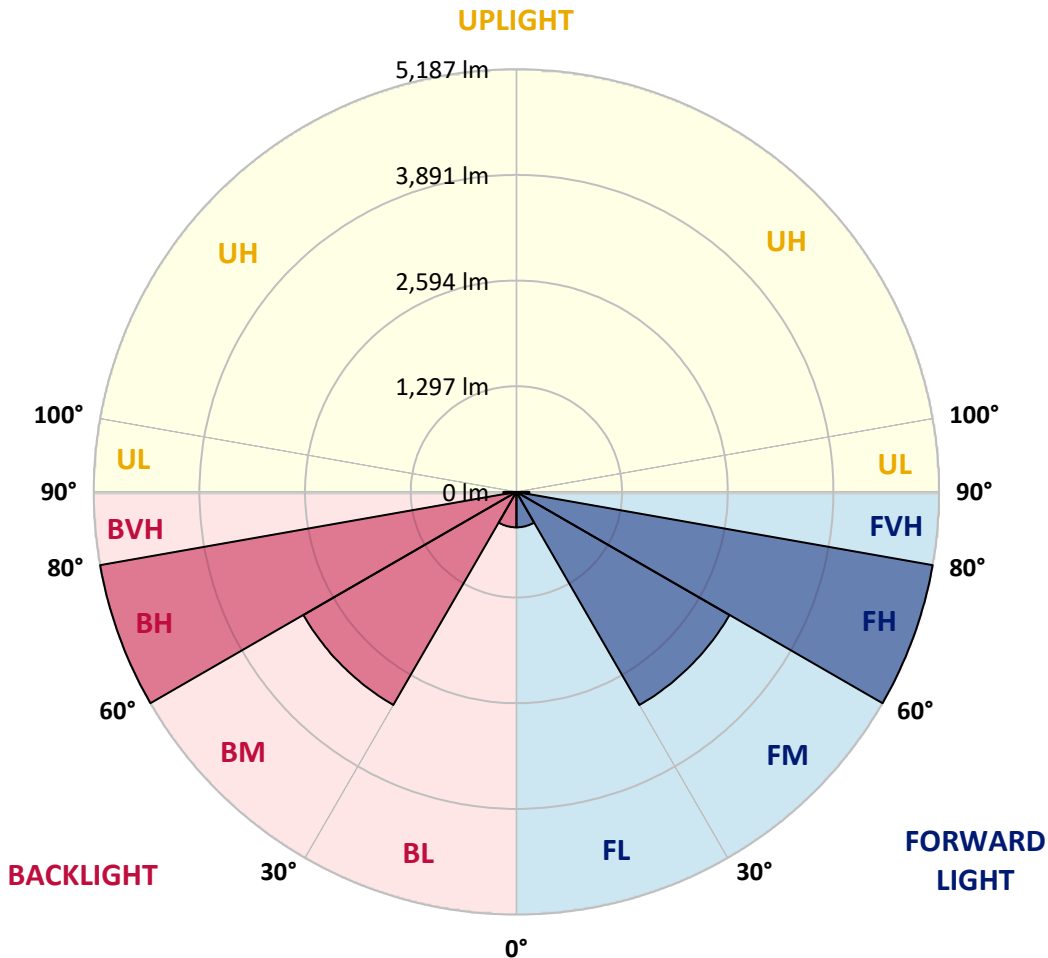
CATALOG NUMBER: PMM-SA3D-835-U-5WQ

**LUMINAIRE CLASSIFICATION SYSTEM LUMEN TABLE AND BUG RATING:**

Zone	Lumens	% Fixture	Zone Rating/Lumen Limit		
			B	U	G
FL (0°-30°)	435.1	2.5			
FM (30°-60°)	3019.8	17.2			
FH (60°-80°)	5187.3	29.5			G3/7500
FVH (80°-90°)	159.3	0.9			G2/225
BL (0°-30°)	435.1	2.5	B1/500		
BM (30°-60°)	3019.8	17.2	B3/5000		
BH (60°-80°)	5187.3	29.5	B5		G3/7500
BVH (80°-90°)	159.3	0.9			G2/225
UL (90°-100°)	0.0	0.0		U0/0	
UH (100°-180°)	0.0	0.0		U0/0	

**BUG Rating: B5-U0-G3**

Type V Short





REPORT NUMBER: P598479

CATALOG NUMBER: PMM-SA3D-835-U-5WQ

**CANDELA DISTRIBUTION (FULL):**

	0°	5°	15°	25°	35°	45°	55°	65°	75°	85°	90°
0°	476.0	476.0	476.0	476.0	476.0	476.0	476.0	476.0	476.0	476.0	476.0
2.5°	579.1	570.2	542.2	543.6	556.6	557.9	559.3	542.2	538.1	572.9	575.0
5°	735.5	715.0	694.5	686.3	674.0	639.9	677.4	681.5	689.7	716.3	728.6
7.5°	840.0	814.7	786.7	769.6	736.2	708.2	738.9	764.2	780.5	810.6	827.7
10°	859.8	844.7	843.4	813.3	807.2	817.4	815.4	816.1	840.6	841.3	851.6
12.5°	921.9	932.8	911.7	901.4	907.6	932.8	912.3	903.5	909.6	937.6	926.0
15°	1003.2	1016.1	984.0	967.7	951.3	975.2	954.0	969.7	989.5	1010.0	999.7
17.5°	1093.3	1094.0	1050.3	989.5	1003.8	1007.3	999.7	986.8	1043.5	1092.6	1087.8
20°	1142.5	1141.8	1066.7	984.0	1026.4	1033.9	1027.1	982.7	1068.0	1135.6	1133.6
22.5°	1193.0	1178.0	1087.8	1020.9	1036.6	1042.8	1027.1	1023.0	1087.8	1182.1	1181.4
25°	1220.3	1233.3	1134.3	1092.6	1079.6	1065.3	1079.0	1085.8	1147.9	1240.1	1213.5
27.5°	1305.7	1284.5	1147.9	1143.8	1116.5	1059.8	1107.0	1140.4	1143.8	1292.7	1320.0
30°	1382.8	1391.0	1209.4	1215.5	1165.7	1094.0	1167.1	1220.3	1230.6	1392.4	1389.7
32.5°	1464.8	1468.2	1318.7	1255.1	1234.0	1231.2	1203.2	1249.7	1330.3	1460.0	1465.5
35°	1589.1	1617.1	1416.3	1330.9	1304.3	1277.0	1301.6	1343.2	1418.4	1613.0	1599.3
37.5°	1873.8	1829.5	1628.7	1451.8	1434.1	1423.1	1442.9	1473.0	1626.6	1834.2	1897.7
40°	2072.6	2051.4	1778.2	1651.9	1539.9	1598.6	1552.2	1668.3	1795.3	2052.8	2093.7
42.5°	2380.5	2286.3	2005.6	1849.3	1733.2	1691.5	1717.5	1869.1	2030.9	2317.7	2398.3
45°	2676.2	2530.8	2290.4	2152.5	1976.3	1932.6	1967.4	2145.6	2332.7	2559.5	2701.5
47.5°	2978.1	2827.8	2563.6	2364.2	2220.1	2350.5	2236.5	2405.8	2592.2	2855.8	2982.2
50°	3291.5	3124.9	2864.0	2646.9	2634.6	2750.0	2613.4	2700.1	2872.9	3146.1	3294.9
52.5°	3651.4	3471.8	3210.9	3064.1	3092.8	3085.3	3058.0	3042.3	3212.3	3480.7	3657.5
55°	4079.6	3885.6	3677.3	3609.7	3689.0	3603.6	3643.9	3638.4	3663.0	3854.9	4061.8
57.5°	4597.2	4378.0	4169.0	4154.0	4255.8	4336.3	4264.6	4161.5	4118.5	4304.9	4541.9
60°	5249.4	4980.3	4750.8	4703.7	4994.0	4993.3	4928.4	4697.6	4681.2	4892.2	5177.7
62.5°	5969.8	5642.0	5391.4	5316.3	5771.1	5822.3	5620.2	5206.3	5291.0	5461.0	5799.8
65°	6581.7	6187.6	5954.1	5933.6	6489.5	6715.5	6268.9	5702.8	5730.1	5871.5	6238.2
67.5°	6980.5	6505.9	6320.1	6419.1	7110.2	7251.6	6836.4	6034.7	5937.7	5996.4	6434.8
70°	6840.5	6318.8	6184.9	6425.3	7270.7	7484.4	6958.6	5941.8	5735.6	5738.3	6247.7
72.5°	5780.0	5283.5	5347.0	5788.2	6891.0	7190.8	6393.2	5366.8	4944.8	4934.5	5396.9
75°	3822.1	3490.2	3740.9	4428.5	5728.7	6342.0	5297.2	4206.6	3677.3	3505.3	3862.4
77.5°	1671.7	1629.4	1840.4	2617.5	3905.4	4570.6	3794.8	2747.9	2000.2	1663.5	1817.2
80°	448.0	438.4	550.4	992.9	1901.2	2517.1	2053.4	1096.0	572.3	416.6	441.8
82.5°	163.2	167.3	204.2	277.9	626.2	1059.8	682.2	320.3	216.5	177.6	177.6
85°	71.0	69.0	99.0	111.3	170.7	239.7	196.0	135.9	109.3	81.9	78.5
87.5°	19.1	23.9	33.5	34.8	44.4	36.2	51.9	47.8	41.0	28.7	23.2
90°	0.0	0.0	0.0	0.0	0.0	0.0	0.0	0.0	0.0	0.0	0.0

(END OF REPORT)